



# MEREEN-JOHNSON

Leading Technology - Lasting Performance

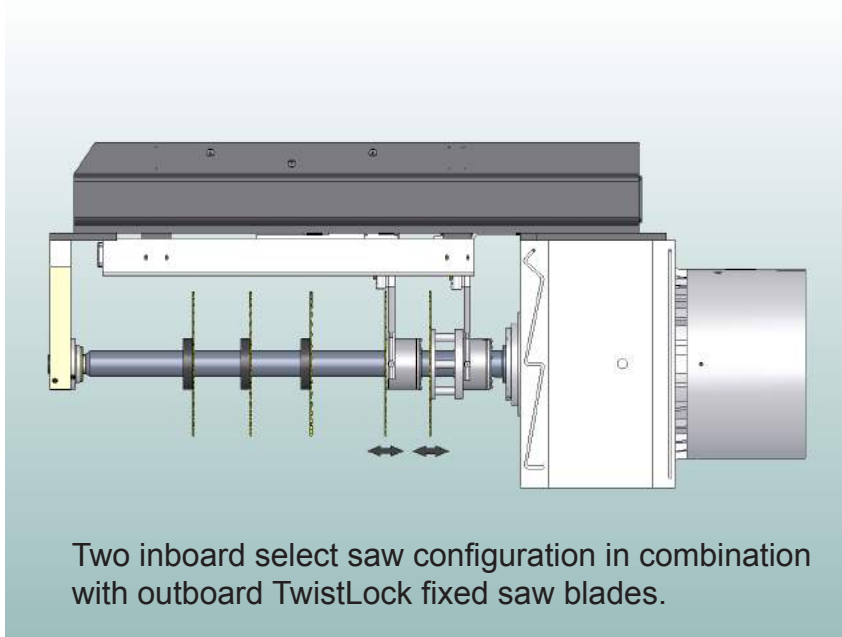
## Model 524-DC/SR **“Select-A-Rip”**™ Straight Line Multiple Rip Saw



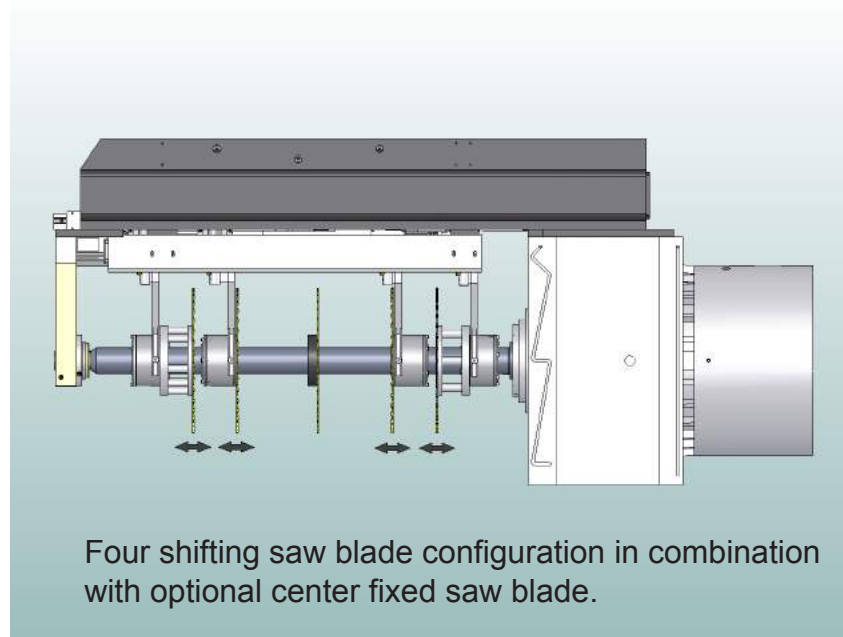
(Shown with optional power table feeder)

**Flexible, Reliable, Productive, Accurate...  
...and Surprisingly Affordable**


# THE ULTIMATE IN GANG RIP SAW FLEXIBILITY AND PRODUCTIVITY



Two inboard select saw configuration in combination with outboard TwistLock fixed saw blades.



Four shifting saw blade configuration in combination with optional center fixed saw blade.



Shifting hubs with wide land for stability provide 1" net rip minimums between shifting blades.



Direct drive arbor motor for maximum efficiency without belts to tension or replace.

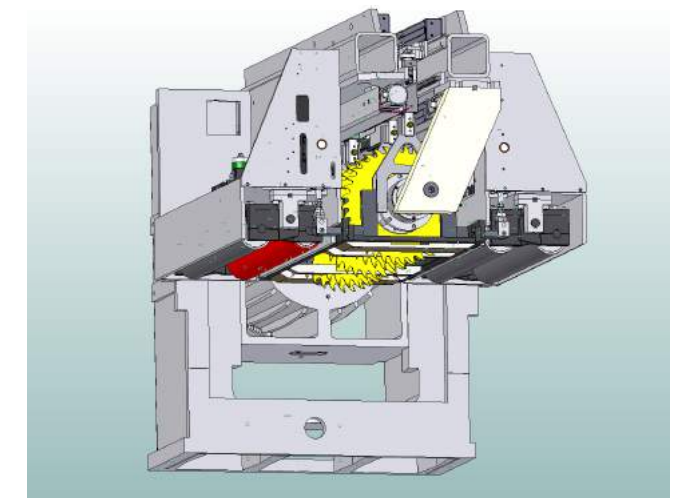
Multiple shifting saws mounted from heavy duty overbeam provide glue joint accuracy. Shifting saw blades provide greater production flexibility, better utilization from your raw materials, and less down time, maximizing your profit potential.

## Value

- Extremely robust construction providing the greatest durability and longevity.
- Designed for minimal maintenance providing the lowest total cost of ownership.
- The industry's best re-sale value.
- The best warranty and after sales service.



High friction feed bed system for positive material containment. Modular construction with replaceable steel backed rubber inserts for ease of maintenance and low cost of ownership.



Heavy duty, high yield pressure head mounted on cast iron "U" Column features air loaded rolls providing smooth conveyance of both surfaced and rough stock material.

## Safety

- UL and C-UL rated electrical cabinet.
- Four rows of anti-kickback protection.
- Arbor motor brake and rotation sensor.
- Mechanical and electrical access door interlocks.

**Imagine having the right parts at the right time.... ....without sacrificing yield.**

# Increase Yield and Productivity

Mereen-Johnson manufactures a complete line of gang rip saw infeed systems from manual to fully automated, integrated with **Rip Navigator** optimizing systems featuring the latest board scanning technology.

These systems will provide better feeding accuracy, detailed production and vendor reporting, improved lumber yield, higher profits and greater operator safety.

## Specifications:

### Capacity:

24" arbor space, thickness to 2-1/2" using 14" dia. tooling, 30" min. length for glue joint accuracy, 22" min. length bust-up only.

### Shifting Saw(s):

One to four shifting blade(s) in combination with fixed blade(s). 1" min. width net rip between shifting saws

### Arbor Drive:

Direct drive 75 HP, 3600 RPM TEFC Mereen-Johnson saw arbor motor (no belts to tension or replace).

### Feed Drive:

5 HP with variable frequency speed control, infinitely variable, 30'-235' per minute.

### Feed Bed:

"Posi-Feed" friction feed bed of structural aluminum feed slats with replaceable steel backed rubber inserts carried on precision **Double-Vee** hardened steel feed chains and track. Oil mist lubrication of feed system with low oil level auto feed shut-off.



## Rip Navigator Scout

### Hold Downs:

Four 4" dia. air loaded press rolls can handle up to 1/2" thickness variation. Air loaded traveling shoes provided for each shifting blade.

### Anti-Kickbacks:

Single lower, double upper infeed. Single upper outfeed.

### Dust Collection:

One 10" dia. and one 5" dia. upper, one 5" dia. lower, 4,060 total CFM required.

### Electrical:

Arranged for 3/60/230 or 460 volt power supply (other electrics available).

### Shipping Information:

Nominal 8' by 6' by 6' shipping skid, 9,500 lbs, 4,300 kg.

